



Modular scaffolding R+



1. Standard R+

Basic load-bearing scaffolding component. Made of a pipe $\varnothing 48.3$. Fitted with the disks installed every 0.5 m over the entire length to attach up to 8 connectors such as: transoms, braces.

Article no	Dimensions [m]	Weight [kg]
RSR-04050	0,5	3,18
RSR-04100	1,0	5,46
RSR-04150	1,5	7,98
RSR-04200	2,0	10,22
RSR-04250	2,5	14,00
RSR-04300	3,0	14,50
RSR-04400	4,0	21,10



2. Standard aluminum R+

Article no	Dimensions [m]	Weight [kg]
RAR-04050	0,5	1,20
RAR-04100	1,0	2,04
RAR-04150	1,5	3,05
RAR-04200	2,0	4,03
RAR-04300	3,0	5,54



3. Standard without spigot

Used in the stage and platform structures (last level).

Article no	Dimensions [m]	Weight [kg]
RSR-14050	0,5	2,58
RSR-14100	1,0	4,40
RSR-14150	1,5	6,62
RSR-14200	2,0	9,04
RSR-14250	2,50	11,20
RSR-14300	3,0	13,04
RSR-14400	4,0	18,10



**make to order only

4. Spigot

Allows you to connect the post connector of various length to provide a span 6 – 12 m long.

Article no	Dimensions [m]	Weight [kg]
RSR-14000	0,52	1,74



5. Base collar

The base collar with rosette and the height-adjustable base plate form the scaffolding base. The vertical standard is placed into the base collar for further construction.

Article no	Dimensions [m]	Weight [kg]
RSR-03000	0,23	1,44



6. Reinforced O-ledger**

Reinforced O-ledger are used to suspend platforms with the O-section catch.

Article no	Dimensions [m]	Weight [kg]
RSR-01109	1,09	5,90



7. O-ledger

It is made of 48.3mm tube, ended with heads with a wedge. It is mounted in small holes of the rosette. It has a stiffening and protecting function.

Article no	Dimensions [m]	Weight [kg]
RSR-02039	0,39	1,95
RSR-02045	0,45	2,12
RSR-02073	0,73	3,24
RSR-02104	1,036	4,04
RSR-02109	1,09	4,22
RSR-02125	1,25	4,50
RSR-02129	1,29	4,55
RSR-02140	1,40	5,00
RSR-02157	1,57	5,58
RSR-02180	1,70	6,28
RSR-02207	2,07	6,78
RSR-02257	2,57	8,74
RSR-02307	3,07	10,12



**make to order only

8. O-ledger-metric **

It is made of 48.3mm tube, ended with heads with a wedge. It is mounted in small holes of the post plate. It has a stiffening and protecting function.

Article no	Dimensions [m]	Weight [kg]
RSR-02074	0,74	3,30
RSR-02100	1,00	4,40
RSR-02110	1,10	3,68
RSR-02150	1,50	5,80
RSR-02200	2,00	7,50
RSR-02250	2,50	8,50
RSR-02300	3,00	10,80



9. Double o-ledger**

Is used for building wide working platforms.

Article no	Dimensions [m]	Weight [kg]
RSR-01140	1,40	9,42
RSR-01150	1,50	9,50
RSR-01157	1,57	14,00
RSR-01200	2,00	12,40
RSR-01207	2,07	14,00
RSR-01250	2,50	15,60
RSR-01257	2,57	15,90
RSR-01300	3,00	18,70
RSR-01307	3,07	18,90



10. O-ledger overlapped**

The element mounted on pipes/o-bolts. It is used to shorten the bay.

Article no	Dimensions [m]	Weight [kg]
RSR-16065 (platform-platform)	0,64	4,86
RSR-16073 (O-transom-O-transom)	0,73	2,86
RSR-16096 (platform-platform)	0,96	2,86
RSR-16109 (O-transom-O-transom)	1,09	5,20



**make to order only

11. U-ledger

It is used to mount platforms on the ledger U-profile.

Article no	Dimensions [m]	Weight [kg]
RSR-03039	0,39	2,86
RSR-03045	0,45	2,02
RSR-03073	0,73	3,10
RSR-03104	1,04	3,98
RSR-03108	1,09	4,16
RSR-03124	1,25	5,10
RSR-03138	1,40	5,70



12. Reinforced U-ledger

U-transverse transom with additional reinforcement. It is used to mount platforms on the transom's U-profile.

Article no	Dimensions [m]	Weight [kg]
RSR-03109	1,09	5,78
RSR-03125	1,25	7,00
RSR-03139*	1,40	7,25



13. Double U-ledger

Used to build working platforms.

Article no	Dimensions [m]	Weight [kg]
RSR-03140	1,40	8,50
RSR-03157	1,57	8,65
RSR-03207	2,07	12,24
RSR-03257	2,57	15,90
RSR-03037	3,07	18,90
RSR-03414*	4,14	26,00



14. U-ledger overlapped**

The element hung between the platforms by means of wedge clamps. Used for building irregularly shaped constructions.

Article no	Dimensions [m]	Weight [kg]
RSR-15032 (platform-platform)	0,32	3,45
RSR-15064 (platform-platform)	0,64	3,45
RSR-15097 (platform-platform)	0,97	7,89
RSR-16064 (platform--O-transom)	0,64	3,85
RSR-16074 (O-transom-O-transom)	0,73	2,86
RSR-16111 (U-transom-stand)	1,09	2,86



**make to order only

15. Diagonal brace

Fitted on both ends with moving heads with a fixed wedge driven into the disk hole. Provided for different scaffolding bay length. Stiffens the scaffolding structure.

Article no	Dimensions [m]	Weight [kg]
RSR-05073	0,73 x 2,0	7,8
RSR-05109	1,09 x 2,0	8,26
RSR-05140	1,40 x 2,0	8,70
RSR-05157	1,57 x 2,0	8,9
RSR-05207	2,07 x 2,0	9,9
RSR-05257	2,57 x 2,0	11,0
RSR-05307	3,07 x 2,0	12,05
RSR-06073	0,73 x 1,0	7,2
RSR-06109	1,09 x 1,0	7,90
RSR-06140	1,40 x 1,0	8,30
RSR-06157	1,57 x 1,0	8,76
RSR-06207	2,07 x 1,0	9,50
RSR-06257	2,57 x 1,0	10,75
RSR-06307	3,07 x 1,0	11,58



16. Aluminum toe board**

Article no	Dimensions [m]	Weight [kg]
RAR-20039	0,39	0,99
RAR-25073	0,73	1,23
RAR-20109	1,09	1,63
RAR-20140	1,40	1,83
RAR-20157	1,57	2,00
RAR-20207	2,07	2,35
RAR-20257	2,57	2,8
RAR-20307	3,07	3,25



17. Toe board

Wooden toe board, impregnated, finished with steel fittings. Mounted at the height of the platform. It is used to secure working platforms.

Article no	Dimensions [m]	Weight [kg]
RSR-20073	0,73 x 0,15	2,00
RSR-20109	1,09 x 0,15	3,20
RSR-20140	1,40x0,15	4,50
RSR-20157	1,57 x 0,15	4,50
RSR-20207	2,07 x 0,15	7,00
RSR-20257	2,57 x 0,15	7,60
RSR-20307	3,07 x 0,15	8,50



**make to order only

18. Toeboard couplings

Article no	Dimensions (m)	Weight (kg)
ZNN-07110	-	0,95



19. Toeboard couplings with wedge**

Indeks	Wymiar [m]	Waga [kg]
ZNN-07111	-	0,95



20. U-steel deck

Steel platform made of steel sheet, hot-dip galvanized. Round perforation, ended with brackets enabling mounting on the U-profile.

Article no	Dimensions [m]	Weight [kg]
RFS-84073	0,73 x 0,32	5,40
RFS-84109	1,09 x 0,32	7,50
RFS-84140	1,40x0,32	10,10
RFS-84157	1,57 x 0,32	10,10



21. U-steel deck with crossbars

Perforated steel platform with crossbars for easier assembly and disassembly. Completed with brackets for mounting on the U-bolt.

Article no	Dimensions [m]	Weight [kg]
RFS-85180	1,80 x 0,32	13,00
RFS-85207	2,07 x 0,32	13,70
RFS-85257	2,57 x 0,32	16,00
RFS-85307	3,07 x 0,32	18,90




**make to order only

22. O-steel deck

Steel platform made of steel sheet, hot-dip galvanized. Round perforation, ending with brackets enabling mounting on the o-profile.


Article no	Dimensions [m]	Weight [kg]
RSR-32073/1.2	0,73	6,50
RSR-32109/1.2	1,09	8,77
RSR-32140/1.2	1,40	11,10
RSR-32157/1.2	1,57	11,89



23. O-steel deck with crossbars

Completed with brackets that allow to be mounted on the bolts. Perforated, with crossbars for easier assembly and disassembly. Completed with brackets for mounting on the o-transom.

Article no	Dimensions [m]	Weight [kg]
RSR-32180/1.2	1,80 x 0,32	13,03
RSR-32207/1.2	2,07 x 0,32	13,73
RSR-32257/1.2	2,57 x 0,32	16,73
RSR-32307/1.2	3,07 x 0,32	19,73



24. O - aluminum - plywood deck with hooks for the pipe

The load-bearing structure of the deck is made of aluminum. Filling the platform made of waterproof plywood with non-slip surface. It replaces two steel decks.

Article no	Dimensions [m]	Weight [kg]
RSR-61073N	0,73 x 0,61	7,28
RSR-61109N	1,09 x 0,61	9,55
RSR-61140N	1,40 x 0,61	11,90
RSR-61157N	1,57 x 0,61	13,00
RSR-61207N	2,07 x 0,61	17,00
RSR-61257N	2,57 x 0,61	19,50
RSR-61307N	3,07 x 0,61	23,00



**make to order only

25. U - aluminum - plywood deck with hooks for the pipe

Supporting structure of the deck made of aluminum. Filling the deck made of waterproof plywood with non-slip surface. An aluminum and plywood deck replaces two steel deck. Completed with brackets for mounting on the U-ledgers.

Article no	Dimensions [m]	Weight [kg]
RFA-61073N	0,73 x 0,61	6,28
RFA-61109N	1,09 x 0,61	8,75
RFA-61140N	1,40 x 0,61	11,50
RFA-61157N	1,57 x 0,61	13,00
RFA-61207N	2,07 x 0,61	17,00
RFA-61257N	2,57 x 0,61	19,50
RFA-61307N	3,07 x 0,61	23,00



26. U - aluminum - plywood access deck with ladder

Enables vertical communication inside the scaffolding. Equipped with an aluminum ladder. Completed with brackets for mounting on the U-ledger.

Article no	Dimensions [m]	Weight [kg]
RFA-60257N	2,57 x 0,61	23,50
RFA-60307N	3,07 x 0,61	26,50



27. O - aluminum- plywood deck access with ladder and hooks for the pipe

Enables vertical communication inside the scaffolding. Equipped with an aluminum ladder.

Article no	Dimensions [m]	Weight [kg]
RSR-60257N	2,57 x 0,61	26,50
RSR-60307N	3,07 x 0,61	29,50



28. U- aluminum - plywood access deck without ladder

Enables vertical communication inside the scaffolding.

Article no	Dimensions [m]	Weight [kg]
RFA-62157N	1,57 x 0,61	17,10
RFA-62207N	2,07 x 0,61	20,10
RFA-62257N	2,57 x 0,61	23,10
RFA-62307N	3,07 x 0,61	26,10



**make to order only

29. O - aluminum - plywood access deck without ladder with hooks for the pipe

Enables vertical communication inside the scaffolding.

Article no	Wymiar [m]	Waga [kg]
RSR-62157N	1,57 x 0,61	17,10
RSR-62207N	2,07 x 0,61	20,10
RSR-62257N	2,57 x 0,61	23,10
RSR-62307N	3,07 x 0,61	26,10



30. U – aluminum grooved deck **

Article no	Dimensions [m]	Weight [kg]
RFA-71207LN	2,07	14,5
RFA-71257LN	2,57	17,5
RFA-71307LN	3,07	20,5



31. O- aluminum grooved deck**

Article no	Dimensions [m]	Weight [kg]
RSR-71207LN	2,07	15
RSR-71257LN	2,57	18
RSE-71307LN	3,07	21



32. U -aluminum deck with crossbars**

Perforated aluminium deck with crossbars for easier assembly and disassembly. Completed with brackets for mounting on the U-profile.

Article no	Dimensions [m]	Weight [kg]
RFA-32157N	1,57	6,50
RFA-32207N	2,07	7,80
RFA-32257N	2,57	9,20
RFA-32307N	3,07	10,50



33. Triangular steel deck**

Article no	Dimensions [m]	Weight [kg]
RFS-84001	0,32x0,73	13,36
RFS-84010	0,32x0,73	13,36

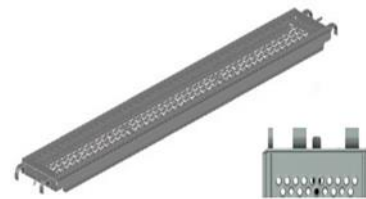


**make to order only

34. Steel U- intermediate 19cm deck **

Deck with U-section catch,
perforated, non-slip.


Article no	Dimensions [m]	Weight [kg]
RFS-19073	0,19x0,73	4,63
RFS-19109	0,19x1,09	6,57
RFS-19140	0,19x1,40	8,90
RFS-19157	0,19x1,57	9,29
RFS-1980	0,19x1,80	10,00
RFS-19207	0,19x2,07	11,92
RFS-19257	0,19x2,57	14,64
RFS-19307	0,19x3,07	17,37



35. Steel O- intermediate 19cm deck **

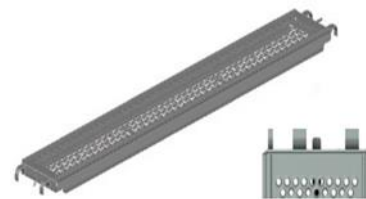
Deck with O-section catch,
perforated, non-slip.

Article no	Dimensions [m]	Weight [kg]
RSR-19073	0,19x0,73	5,05
RSR-19109	0,19x1,09	7,00
RSR-19140	0,19x1,40	9,01
RSR-19157	0,19x1,57	9,73
RSR-19180	0,19x1,80	10,11
RSR-19207	0,19x2,07	12,36
RSR-19257	0,19x2,57	15,08
RSR-19307	0,19x3,07	17,80



36. O-steel deck 0,33**

Article no	Dimensions [m]	Weight [kg]
RSR-33083/1.2	0,33x0,83	5,90
RSR-33105/1.2	0,33x1,05	10,00
RSR-33150/1.2	0,33x1,50	13,00
RSR-33200/1.2*	0,33x2,00	15,00
RSR-33250/1.2*	0,33x2,50	19,01
RSR-33300/1.2*	0,33x3,00	21,98



37. O-aluminum deck**

Article no	Dimensions [m]	Weight [kg]
RAR-32073N	0,32x0,73	4,70
RAR-32109N	0,32x1,09	5,20
RAR-32140N	0,32x1,40	5,00
RAR-32157N*	0,32x1,57	6,50
RAR-32207N*	0,32x2,07	7,80
RAR-32257N*	0,32x2,57	9,20
RAR-32307N*	0,32x3,07	10,50



**make to order only

38. U-deck protection

It is used on u-ledgers. Ensures safety on the working platforms and helps to avoid plank removing.


Article no	Dimensions [m]	Weight [kg]
RSR-09036	0,36	0,62
RSR-09073	0,73	1,32
RSR-09109	1,09	1,98
RSR-09140	1,40	2,74
RSR-09157	1,57	2,99
RSR-09207	2,07	3,99
RSR-09257	2,57	4,93
RSR-09307	3,07	5,87



39. Steel additional (moveable) deck with locking pin**

Hot dip galvanized deck reusable, have a long life, are lighter than wooden planks and are non-slip and non-flammable. Used to fill space between platforms.

Article no	Dimensions [m]	Weight [kg]
RFS-30100L	0,3x1,00	6,50
RFS-30150L	0,3x1,50	9,30
RFS-30200L	0,3x2,00	12,15
RFS-30257L	0,3x2,50	15,00
RFS-30300L	0,3x3,00	17,70
RFS-19300L	0,19x3,00	14,0
RFS-19250L	0,19x2,50	11,5
RFS-19200L	0,19x2,00	9,20
RFS-19150L	0,19x1,50	7,00
RFS-19100L	0,19x1,00	4,80



40. Regulated tilting base plate

A stand with a f36 mm shank. It is used for correct scaffolding setting, which does not require height adjustment.

Article no	Dimensions [m]	Weight [kg]
RFS-12260	0,6	3,25
RFS-12280	0,8	3,35



**make to order only

41. Regulated base jack

Base jack on 150x150mm foot with threaded pipe and nut. Flattened thread ensures the nut will not be lost. The maximum regulated height is 40 cm for 60 cm base jack.

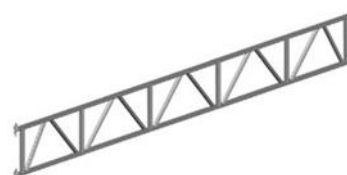
Article no	Wymiar [m]	Waga [kg]
RFS-12160	0,6	3,58
RFS-12080	0,8	5,26



42. Lattice beams with u-profile and wedge-head **

Steel girder with an U-profile enabling suspension of platforms. Used for building deck.


Article no	Dimensions [m]	Weight [kg]
RSR-50257	2,57	26,00
RSR-50307	3,07	34,20
RSR-50414	4,14	43,30
RSR-50514	5,14	55,50
RSR-50614	6,14	65,40



43. Steel lattice beams**

Used to build passages under the scaffolding, spans over the structural building elements and all plat-forms. The girder is connected to the vertical frame with 4 standard connectors.


Article no	Wymiar [m]	Waga [kg]
RFS-05324	3,24	36,40
RFS-05424	4,24	45,60
RFS-05524	5,24	54,80
RFS-05624	6,24	64,80



44. Aluminum lattice beams**

A lighter alternative to a steel girder. Facilitates and accelerates assembly and disassembly.

Article no	Dimensions [m]	Weight [kg]
RFA-04300	0,4 x 3,00	12,70
RFA-04400	0,4 x 4,00	17,00
RFA-04500	0,4 x 5,24	20,90
RFA-04600	0,4 x 6,00	24,70
RFA-04600	0,4 x 6,24	25,10
RFA-04800	0,4 x 8,00	32,40
RFA-05824	0,4 x 8,24	34,40
RFA-05324	0,5 x 3,24	14,90
RFA-05424	0,5 x 4,24	18,80
RFA-05524	0,5 x 5,24	22,60
RFA-05624	0,5 x 6,24	26,40
RFA-05824	0,5 x 8,24	34,40



**make to order only

45. Lattice beam connection

Used together with steel and aluminum girders. It allows connecting girders of various length.

Article no	Dimensions [m]	Weight [kg]
RFA-05001	0,4	2,10



46. Spigot for U-lattice beam

Connector mounted on the U-profile. It is mounted to change the length of the bay length.

Article no	Dimensions [m]	Weight [kg]
RSR-50000	-	1,80



47. Spigot for O-lattice beam

Connector mounted on the O-profile. It is mounted to change the length of the field.

Article no	Dimensions [m]	Weight [kg]
RSR-50001	-	1,60



48. Aluminum deck beam**

Used to build deck. Used in a set with girders.

Article no	Dimensions [m]	Weight [kg]
RFA-21064	0,64	2,70
RFA-21090	0,90	3,30
RFA-21120	1,20	3,80
RFA-21160	1,60	5,20
RFA-21192	1,92	5,80
RFA-21300	3,00	8,50
RFA-21400	4,00	10,20
RFA-21500	5,00	12,70
RFA-21600	6,00	15,20



**make to order only

49. Anchoring connector

The anchoring connector is mounted using two connectors to the stands. Shorter connectors are mounted with one connector to one stand. Used to anchor the scaffolding to the facade of the building.

Article no	Dimensions [m]	Weight [kg]
RFS-17040	0,40	1,70
RFS-17050**	0,50	1,99
RFS-17085	0,85	3,10
RFS-17110**	1,10	4,84
RFS-17130**	1,30	4,84
RFS-17150**	1,50	4,84



50. Eye bolt

It is used to anchor the scaffolding to the wall, used together with an expansion pin

Article no	Dimensions [m]	Weight [kg]
ZŚR-0120	0,12	0,10
ZŚR-00300	0,30	0,33



51. Safety pin

The safety pin protects against the disconnection of steel frames.

Article no	Dimensions [m]	Weight [kg]
RFS-00011	-	0,10



52. Steel access ladder with hooks

Steel ladder with perforated metal rungs.

Article no	Dimensions [m]	Weight [kg]
RNS-01021	2,15	10,64
RNS-01031**	3,0	12,30
RNS-01041**	4,0	12,50



53. Access ladder to the U - platform transition

Aluminium ladder with bolt assembly included to the entire unit.

Article no	Dimensions [m]	Weight [kg]
RFS-01021	2,15	11,80



**make to order only

54. Aluminum stairs with a steel U-hook

Aluminum stairs with a fastened hot-dip galvanized hook. The ability to change the hook yourself.

*Aluminum stairs with steps made of perforated sheet

Article no	Dimensions [m]	Weight [kg]
RFA-35257	2,57	27,00
RFA-35307	3,07	31,00
RFA-30257*	2,57	33,50
RFA-30307*	3,07	37,00



55. Aluminum stairs with U-hook

*Aluminum stairs with steps made of perforated sheet.

Article no	Dimensions [m]	Weight [kg]
RFA-35257N	2,57x2,0m	23,70
RFA-35307N	3,07x2,0m	27,90
RFA-30257N*	2,57x2,0m	
RFA-30307N*	3,07x2,0m	
RFA-15710N*	1,57X1,0m	



56. Aluminum stairs with O-hook

*Aluminum stairs with steps made of perforated sheet.

Article no	Dimensions [m]	Weight [kg]
RSR-35257N	2,57x2,0m	
RSR-35307N	3,07x2,0m	
RSR-30257N*	2,57x2,0m	
RSR-30307N*	3,07x2,0m	
RSR-15710N	1,57X1,0m	



57. Aluminum stairs with a steel O-hook **

Aluminum stairs with a fastened hot-dip galvanized hook

*Aluminum stairs with steps made of perforated sheet.

Article no	Dimensions [m]	Weight [kg]
RSR-30250*	2,50	
RSR-30257*	2,57	
RSR-35257	2,57	
RSR-35307	3,07	



**make to order only

58. Aluminum stairs 1,0 m with a pipe hooks

Article no	Dimensions [m]	Weight [kg]
RAR-35100*	1,0x0,64	14,25
RAR-35100N	1,0x0,64	14,25

* steel hooks



59. Aluminum stairs 1,0 m with hooks on the U-profile

Article no	Dimensions [m]	Weight [kg]
RFA-35100N	1,0x0,64	14,15
RFA-35100*	1,0x0,64	14,15

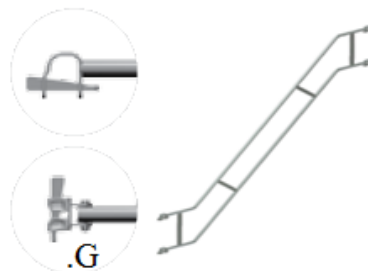
* steel hooks



60. External Stairway guardrail

Ensures safety while using stairway.

Article no	Dimensions [m]	Weight [kg]
RSR-31257	2,57	15,50
RSR-31307	3,07	20
RSR-31257G	2,57	16,50
RSR-31307G	3,07	21



61. Internal stairway guardrail

Mounted in a set with a handrail handle. Enables secure communication on the scaffolding.


Article no	Dimensions [m]	Weight [kg]
RFS-32001	-	11,97



62. Stairway guardrail adaptor

It is used to connect external staircase handrail.

Article no	Dimensions [m]	Weight [kg]
RSR-22000	-	0,90



**make to order only

63. Initial u-ledger for stairs

This element is used for supporting stair on the lowest most level of staircase.

Article no	Dimensions [m]	Weight [kg]
RFS-22730	0,73	3,20



64. U-console bracket with wedge-head

Used for quickly expanding the scaffolding field. Mounted with the help of a head with a wedge in the R + stand.

Article no	Dimensions [m]	Weight [kg]
RSR-12039	0,39	3,54
RSR-12073	0,73	6,76
RSR-12109	1,09	10,50



65. O-console bracket with wedge-head

Used for quickly expanding the scaffolding field. Mounted with the help of a head with a wedge.

Article no	Dimensions [m]	Weight [kg]
RSR-13039	0,39	3,80
RSR-13073	0,73	6,78
RSR-13109	1,09	13,50



66. O-console bracket, adjustable 0.40/0.60 **

Article no	Dimensions [m]	Weight [kg]
RSR-13069	0.40/0.60	4,20



67. O -console with wedge- heads**

Article no	Dimensions [m]	Weight [kg]
RSR-12039G	0,39	2,54
RSR-12039G	0,73	5,80



68. O- console with wedge- heads**

Article no	Dimensions [m]	Weight [kg]
RSR-13039G	0,39	3,6
RSR-13073G	0,73	6



**make to order only

69. Protective roof console**

Console is used to secure pedestrians.
Used together with console 0,73m

Article no	Dimensions [m]	Weight [kg]
RFS-14073	0,73	5,90



70. Jib for block

For vertical transport of material components from scaffolding.

Article no	Dimensions [m]	Weight [kg]
RFS-25080	0,8	7,50



71. Modular pallet

Pallet is used for easy transportation and storage of scaffolding elements.

Article no	Dimensions [m]	Weight [kg]
RFS-61280	1,2 x 0,8x 0,8	26,80
RFS-61282	1,2X 0,8 x 0,9	28,50
RFS-61290	1,2 x 0,9	40,00
RFS-60566*	1,2x0,9	47,40



72. Modular box*

* A possible option with a galvanized steel insert

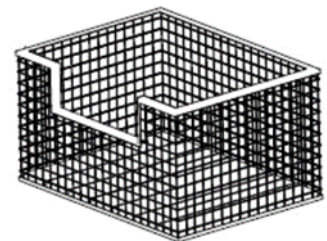
Article no	Dimensions [m]	Weight [kg]
RFS-61281	0,8 x 1,2	58,00



73. Net pallet with wooden insert

It is used for storing and transporting small scaffolding elements. Mounted in a modular pallet. Sold in a set with a wooden floor *

Article no	Dimensions [m]	Weight [kg]
RFS-60567	1,08 x 0,68	30,40



* A possible option with a galvanized steel insert

**make to order only

74. Tube Pallet 125 *


Article no	Dimensions [m]	Weight [kg]
RFS-61285	1250x850x275	35,50

**75. Storage pallet 110x70****

Article no	Dimensions [m]	Weight [kg]
RNS-07113	110x70x55 [50x50x3]	31,00

**76. Warehouse pallet****

Article no	Dimensions [m]	Weight [kg]
RNS-07127	1250x700x810	35,00

**77. Normal copuler**

Used to connect pipes at an angle of 90 °.

Article no	Dimensions [m]	Weight [kg]
ZNN-ZB02CH	-	0,8

**78. Swivel copuler**

Used to connect pipes at any angle.

Article no	Dimensions [m]	Weight [kg]
ZNN-ZB01CH	-	1,00

**79. Sleeve copuler**

Used to connect two pipes.

Article no	Dimensions [m]	Weight [kg]
ZNN-07049	-	1,50

**80. Clampable rosette**

It is used to make an additional construction node on the stand in any position

Article no	Dimensions [m]	Weight [kg]
RSR-22002	-	0,86



**make to order only

81. Hook copuler**

The element used to connect the 48.3 steel pipe elements of the supporting structure of the building.

Article no	Dimensions [m]	Weight [kg]
ZNN-07030	-	0,95



82. Twin wedge coupler

Used to connect the 48.3 tube to the stand.

Article no	Dimensions [m]	Weight [kg]
RSR-22001	-	1,32



83. Special copuler**

It is mounted to the wall to attach the consoles.

Article no	Dimensions [m]	Weight [kg]
RSR-22052	0,12x0,12	1,00



84. Connector + angle bracket**

With steel bracket for fixing wooden profiles

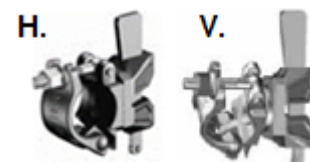
Article no	Dimensions [m]	Weight [kg]
ZNN-07200	-	1,70



85. Fixed connector with wedge head**

two version wedge-pipe connectors to for horizontal and vertical pipe

Article no	Dimensions [m]	Weight [kg]
RSR-22003H	-	2,00
RSR-22003V	-	2,00



86. Castor wheel

Used in combination with a 0.60 m adjustable base jack. The wheel is equipped with a blocking.

Article no	Dimensions [m]	Weight [kg]
RFS-25150	150	3,80
RFS-25200	200	4,60



**make to order only

87. U- deck aluminum - plywood 0,32 m**

Article no	Dimensions [m]	Weight [kg]
RFA-41157N	1,57 x 0,32	9,50
RFA-41207N	2,07 x 0,32	10,50
RFA-41257N	2,57 x 0,32	14,00
RFA-41307N	3,07 x 0,32	15,50



88. O- deck aluminum - plywood 0,32 m**

Article no	Dimensions [m]	Weight [kg]
RAR-41157N	1,57 x 0,32	10,00
RAR-41207N	2,07 x 0,32	11,00
RAR-41257N	2,57 x 0,32	14,50
RAR-41307N	3,07 x 0,32	16,00



89. Distance coupler**

Steel tube \varnothing 48.3 mm with two welded couplers, galvanized.

Is used as a connection between facade scaffolding and a stairway.

Article no	Dimensions [m]	Weight [kg]
RFS-22001	0,15	1,80



90. Half-coupler wit wedge head connection**

Article no	Dimensions [m]	Weight [kg]
RSR-22004	0,10	0,85



91. U-console bracket without pen**

Article no	Dimensions [m]	Weight [kg]
RSR-12039P	0,39	3,00
RSR-12073P	0,73	6,00




**make to order only

**92. O-console bracket
without pen****

Article no	Dimensions [m]	Weight [kg]
RSR-13039(P)	0,39	2,99
RSR-13073(P)	0,73	5,99

**93. Fence 3456x2000**

Article no	Dimensions [m]	Weight [kg]
OOT-10201	3456x2000	13,0



update 05/05/2023

**make to order only

**make to order only



OLAN SP. Z O.O.

Żabokliki, ul. Korczewska 57

08-110 Siedlce

TEL: + 48 25 631 03 30

e-mail: info@olan.pl

WWW. OLAN.PL



Delta System AS

Kirkesvingen 2, 3180 Nykirke

TEL: +47 4138 6663

TEL: +47 4139 6660

www.deltasystem-olan.no